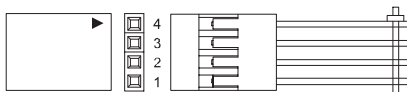



RGB LED Cable for Motherboard's RGB Lighting Control Sync

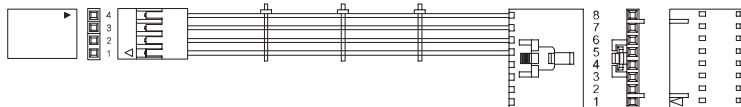
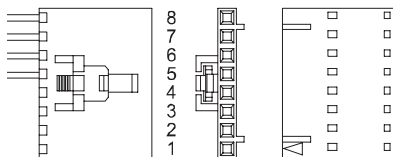

【Step 1】

If the motherboard supports RGB lighting control sync, please take RGB 4pin connect to motherboard. Light could be controlled by motherboard.



【Step 2】

Connect the RGB connector to the LED port on the PSU module panel.



Sync Cable